

# Price Deviation

24/10/2024 12:15 pm BST

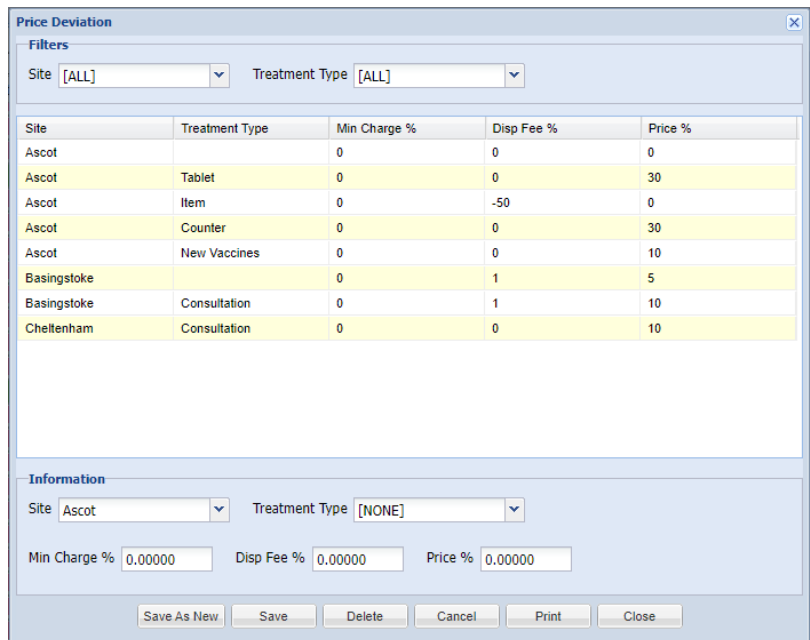
## Summary

Price Deviation allows multi-site practices to vary prices from one site to another.

## Details

### Accessing Global Price Update

1. From the top menu navigate to **Administration > Pricing Utilities > Price Deviation**.
2. The Price Deviation window will appear.



The screenshot shows the 'Price Deviation' window with a 'Filters' section at the top. The 'Site' filter is set to '[ALL]' and the 'Treatment Type' filter is set to '[ALL]'. Below the filters is a table with the following data:

Site	Treatment Type	Min Charge %	Disp Fee %	Price %
Ascot		0	0	0
Ascot	Tablet	0	0	30
Ascot	Item	0	-50	0
Ascot	Counter	0	0	30
Ascot	New Vaccines	0	0	10
Basingstoke		0	1	5
Basingstoke	Consultation	0	1	10
Cheltenham	Consultation	0	0	10

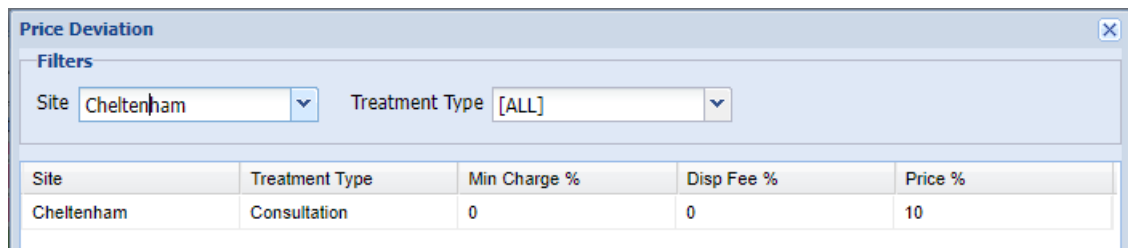
Below the table is an 'Information' section with the following fields:

- Site: Ascot
- Treatment Type: [NONE]
- Min Charge %: 0.00000
- Disp Fee %: 0.00000
- Price %: 0.00000

At the bottom of the window are buttons for 'Save As New', 'Save', 'Delete', 'Cancel', 'Print', and 'Close'.

## Viewing Price Deviations

Use the filters provided to view current Price Deviations. You can filter by Site and/or Treatment type.



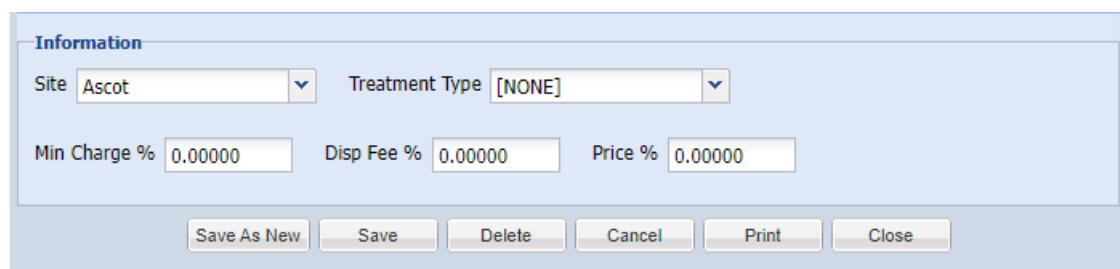
The screenshot shows the 'Price Deviation' window with the 'Filters' section. The 'Site' filter is set to 'Cheltenham' and the 'Treatment Type' filter is set to '[ALL]'. Below the filters is a table with the following data:

Site	Treatment Type	Min Charge %	Disp Fee %	Price %
Cheltenham	Consultation	0	0	10

To print the Deviations listed, select the Print button.

## Adding a Price Deviation

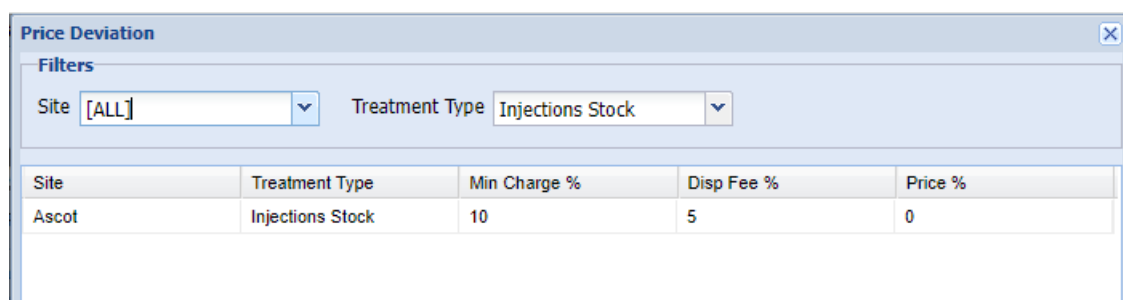
A price deviation can be added using the Information section.



The 'Information' form contains the following fields and controls:

- Site:** A dropdown menu with 'Ascot' selected.
- Treatment Type:** A dropdown menu with '[NONE]' selected.
- Min Charge %:** A text input field containing '0.00000'.
- Disp Fee %:** A text input field containing '0.00000'.
- Price %:** A text input field containing '0.00000'.
- Buttons:** 'Save As New', 'Save', 'Delete', 'Cancel', 'Print', and 'Close'.

1. Select the **Site** you wish to set a deviation for.
2. Select the **Treatment Type** you wish to apply the deviation to. Select 'None' to apply to all.
3. **Type the percentage by which to deviate the Minimum Charges .**
4. **Type the percentage by which to deviate the Dispensing Fees .**
5. **Type the percentage by which to deviate the Prices .**
6. Select '**Save As New**' to add the new deviation. The deviation will be added to the list.



The 'Price Deviation' window includes a 'Filters' section and a table of deviations.

**Filters:**

- Site:** A dropdown menu with '[ALL]' selected.
- Treatment Type:** A dropdown menu with 'Injections Stock' selected.

Site	Treatment Type	Min Charge %	Disp Fee %	Price %
Ascot	Injections Stock	10	5	0

## Edit an existing Price Deviation

1. **Select the entry** from the list of deviations.
2. This will load the selected deviations information.
3. **Edit the information fields** as required.
4. Select '**Save**'.

## Delete a Price Deviation

1. **Select the entry** from the list of deviations.
2. Select '**Save**'.

